

Car transporter

Twin axle - AA227/4520 and AA235/4520



Discover the exceptional comfort and effortless loading of a Tohaco air-suspended trailer

The Tohaco tandem-axle car transporter is the ideal trailer for anyone who demands top-tier quality and maximum reliability when transporting cars. Its air suspension system automatically adjusts to weight of the load, ensuring optimal driving characteristics for outstanding comfort, stability and safety on the road. With simple controls, the loading platform can be lowered completely to the ground, allowing fast, safe and effortless loading and unloading, without the need for ramps. The fully automatic air-suspension system is integrated beneath the loading floor and features a high-quality compressor, air tank, high-capacity battery, four air bellows, four shock absorbers and automatic level control. The air suspension system requires a fully wired 13-pin car plug to operate.

With a technical maximum mass of 2700 kg or 3500 kg.

Optional equipment specifically for car transport:

- Remote control for completely independent loading and unloading of cars.
- Second compressor with extra tank to reach the driving height or exit height even faster.
- Perforated steel floor suitable for wheel chocks and straps over the wheels.

Tohaco air suspended trailers

Extremely comfortable

Easy and safe loading and unloading

No ramps required

Extremely safe and stable driving

Low centre of gravity

Very low ramp angle

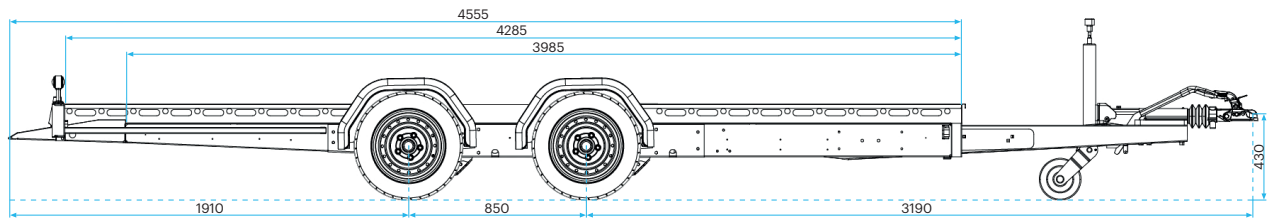
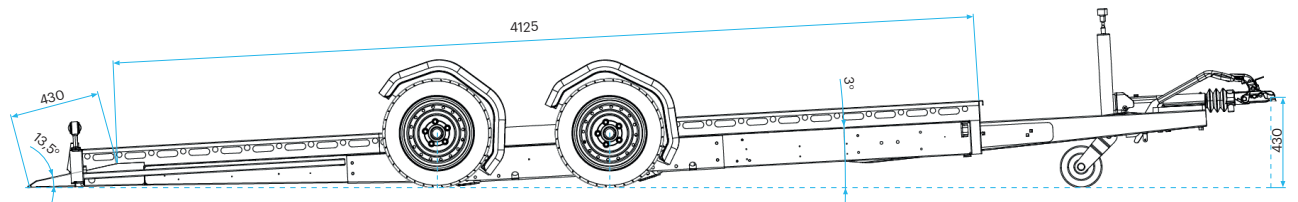
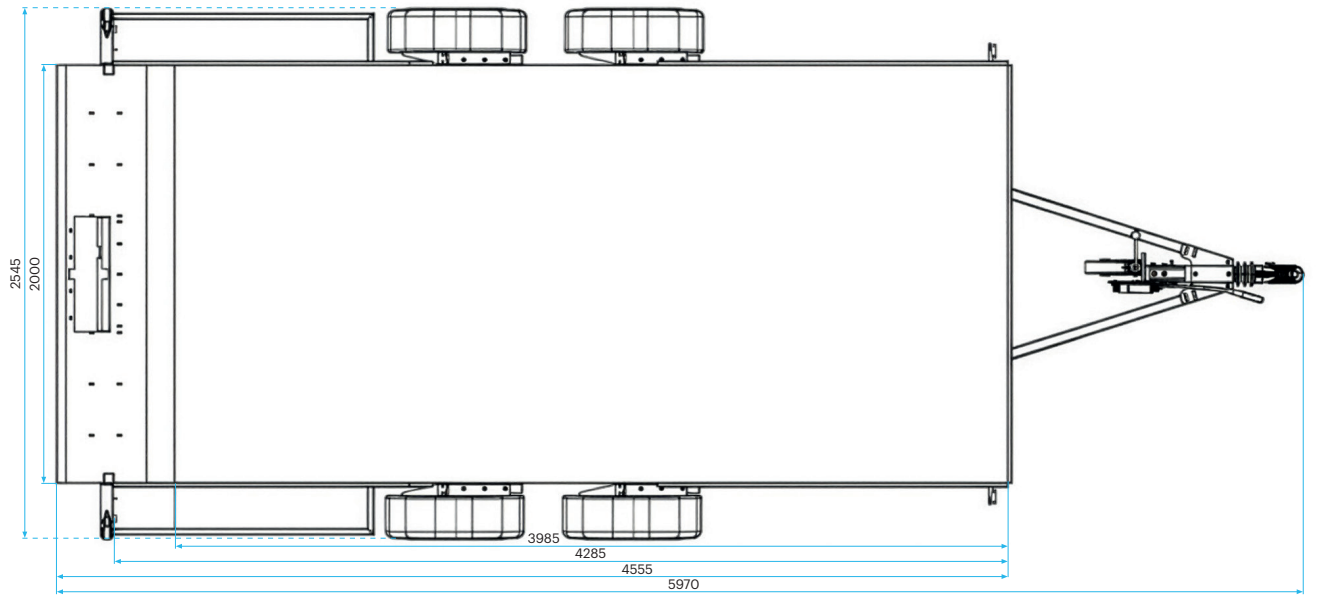
Proven technology

Made in the Netherlands



Scan the QR code for more information.





Technical Specifications	AA227/4520	AA235/4520
Overall length x width	5970 x 2545 mm	
Loading floor length x width	4550 x 2000 mm	
Technical maximum mass	2700 kg	3500 kg
Unladen weight (standard configuration)	783 kg	808 kg
Load capacity (depending on equipment)	1917 kg	2692 kg
Connector	Fully wired 13-pin Jaeger required	
Air suspension system	Electronic with automatic level control	
Compressor box contents	12V, 18-bar compressor with air dryer, valve block, relay and ASCU (Air Suspension Control Unit)	
Air tank	10 liter	
Battery	12V, 75Ah AGM semi traction	
Battery charging features	Battery monitor, charging connector for external charger, built-in 10A DC-DC charger via 13-pin connector	
Lowering protection	Mechanical safety device preventing unintended lowering of the loading floor	
Emergency valves	2, rear left and rear right	
Chassis	Fully welded, hot-dip galvanised	
Lashing options	Binding rail front, left and right	
License plate holder	Foldable and equipped with LED lighting	
Wheel suspension – 2 axles	Independent, air suspension, 4 air bellows, 4 shock absorbers	
Wheel size - tyre size	13" 6J ET30 5x112 - 195/50R13C	
Brakes	Knott, mechanical	
Loading floor	18 mm birch plywood with anti-slip coating, single piece (various other floors optional)	
Jockey wheel	Automatic retracting, galvanised, with solid rubber wheel	